

SMSU Theatre Arts Program Data

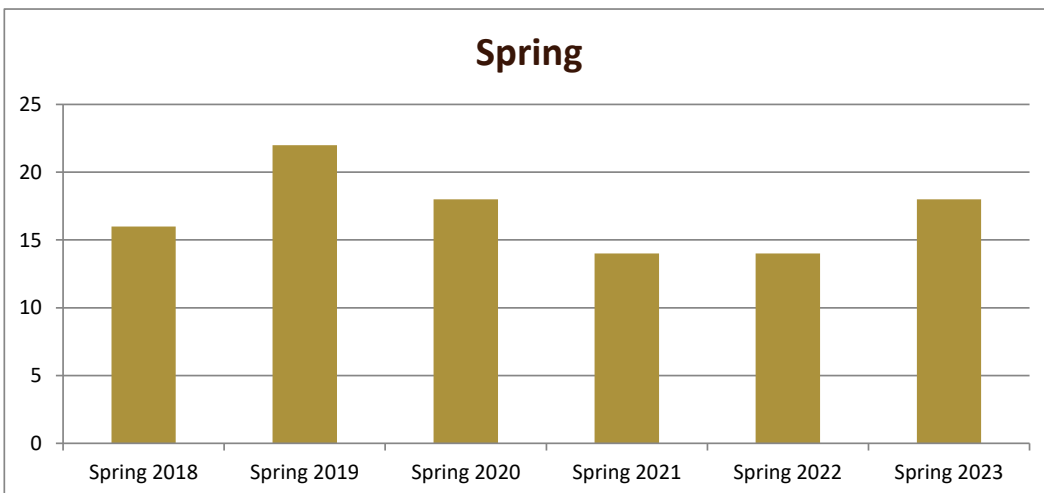
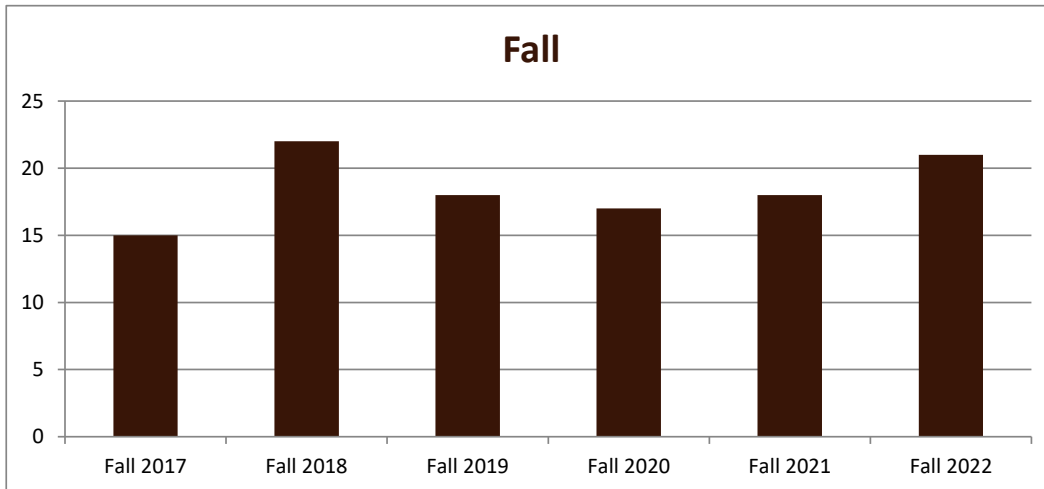
Majors Enrolled

Academic Years 2017-18 to 2022-23

Using Fall Semester data (Fall 2017 to Fall 2022) for Term specific measures



Enrollment by Term						
	2018	2019	2020	2021	2022	2023
Fall	15	22	18	17	18	21
Spring	16	22	18	14	14	18
Summer		1	4	3	5	3



SMSU Theatre Arts Program Data

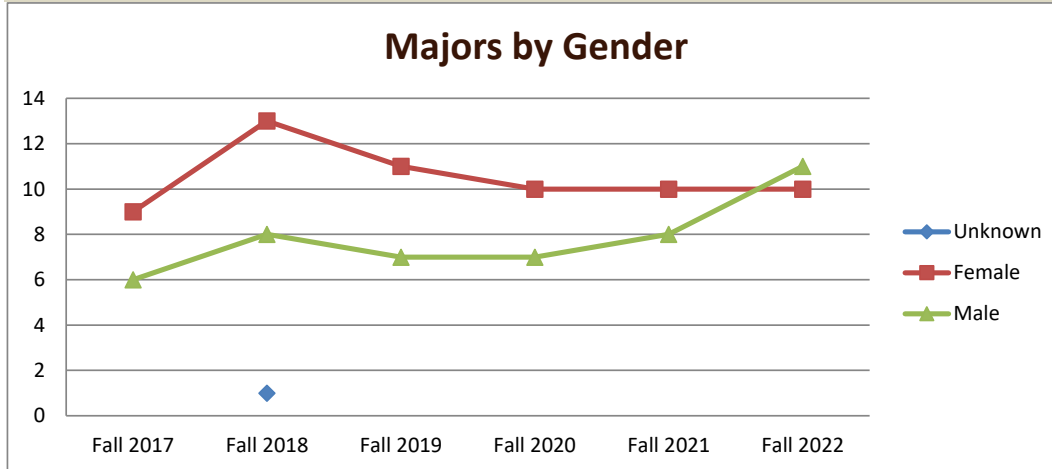
Majors Enrolled

Academic Years 2017-18 to 2022-23

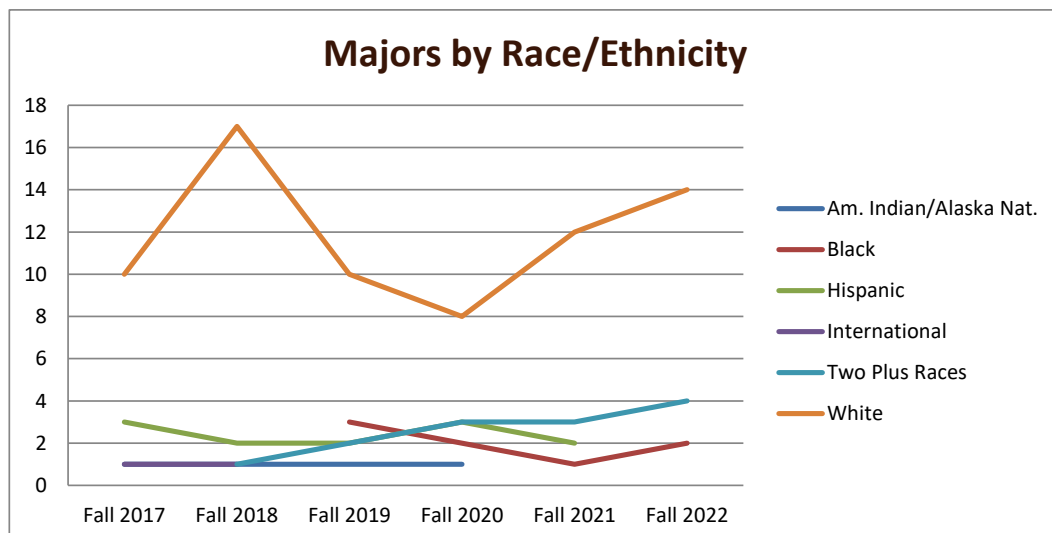
Using Fall Semester data (Fall 2017 to Fall 2022) for Term specific measures



Enrollment by Gender						
	Fall 2017	Fall 2018	Fall 2019	Fall 2020	Fall 2021	Fall 2022
Unknown		1				
Female	9	13	11	10	10	10
Male	6	8	7	7	8	11
Grand Total	15	22	18	17	18	21



Enrollment by Race/Ethnicity						
	Fall 2017	Fall 2018	Fall 2019	Fall 2020	Fall 2021	Fall 2022
Am. Indian/Alaska Nat.	1	1	1	1		
Black			3	2	1	2
Hispanic	3	2	2	3	2	
International	1	1				1
Two Plus Races		1	2	3	3	4
White	10	17	10	8	12	14
Grand Total	15	22	18	17	18	21



SMSU Theatre Arts Program Data

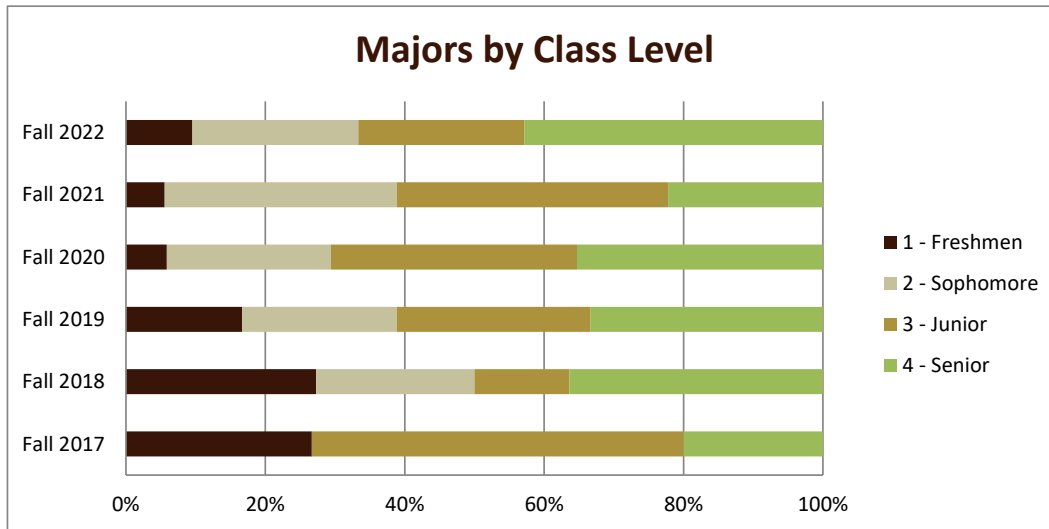
Majors Enrolled

Academic Years 2017-18 to 2022-23

Using Fall Semester data (Fall 2017 to Fall 2022) for Term specific measures



Enrollment by Class						
	Fall 2017	Fall 2018	Fall 2019	Fall 2020	Fall 2021	Fall 2022
1 - Freshmen	4	6	3	1	1	2
2 - Sophomore		5	4	4	6	5
3 - Junior	8	3	5	6	7	5
4 - Senior	3	8	6	6	4	9
Grand Total	15	22	18	17	18	21



SMSU Theatre Arts Program Data

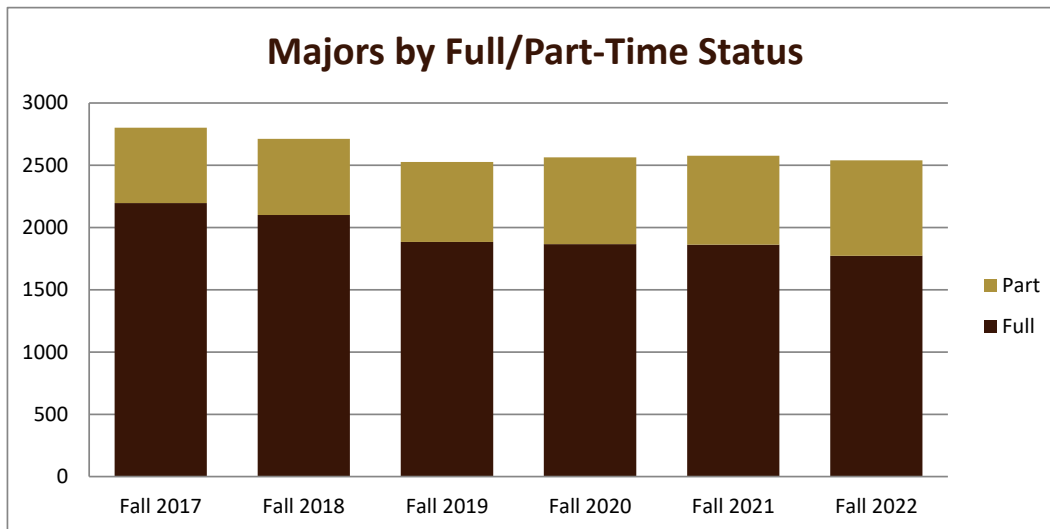
Majors Enrolled

Academic Years 2017-18 to 2022-23

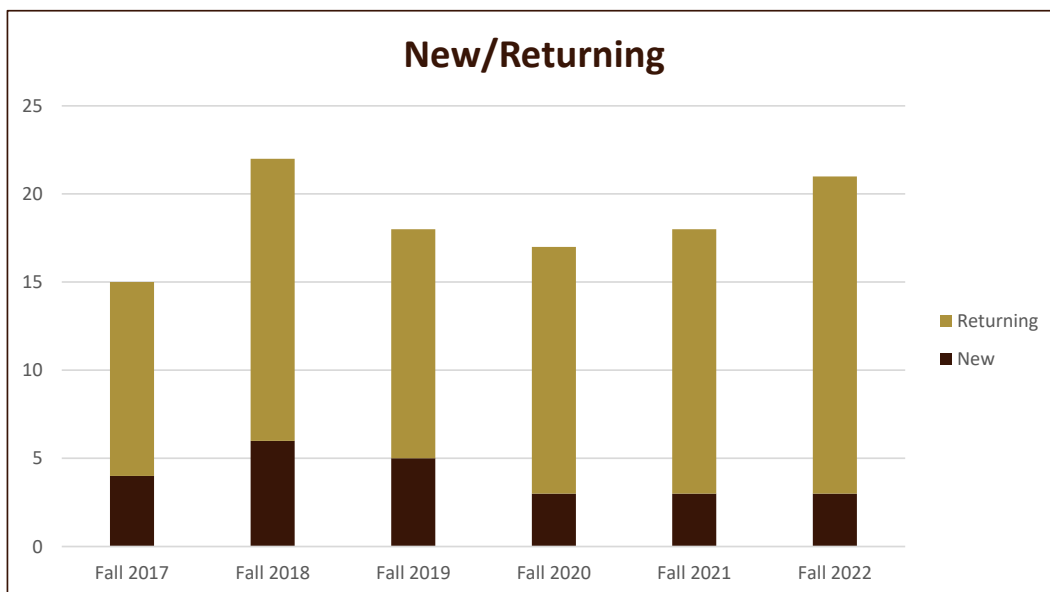
Using Fall Semester data (Fall 2017 to Fall 2022) for Term specific measures



Enrollment by FT/PT						
	Fall 2017	Fall 2018	Fall 2019	Fall 2020	Fall 2021	Fall 2022
Full	13	17	13	13	10	13
Part	2	5	5	4	8	8
Grand Total	15	22	18	17	18	21



New/Return Headcount						
	Fall 2017	Fall 2018	Fall 2019	Fall 2020	Fall 2021	Fall 2022
New	4	6	5	3	3	3
Returning	11	16	13	14	15	18
Grand Total	15	22	18	17	18	21



SMSU Theatre Arts Program Data

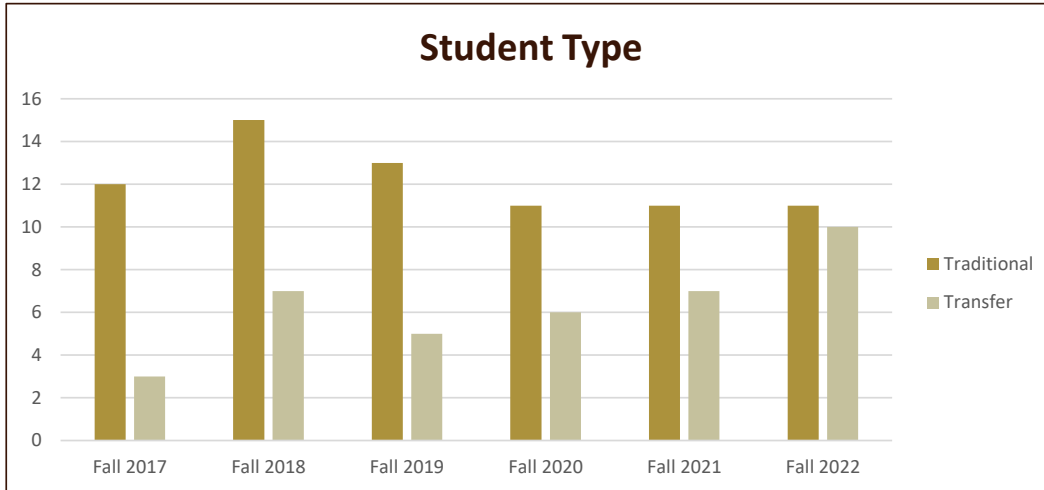
Majors Enrolled

Academic Years 2017-18 to 2022-23

Using Fall Semester data (Fall 2017 to Fall 2022) for Term specific measures



Student Type	Fall 2017	Fall 2018	Fall 2019	Fall 2020	Fall 2021	Fall 2022
Traditional	12	15	13	11	11	11
Transfer	3	7	5	6	7	10
Grand Total	15	22	18	17	18	21



	Fall 2017	Fall 2018	Fall 2019	Fall 2020	Fall 2021	Fall 2022
Program ACT Avg.	20.3	21.4	22.7	20.5	31.0	20.5
SMSU Avg.	21.1	20.7	21.3	20.3	20.7	19.8

	Fall 2017	Fall 2018	Fall 2019	Fall 2020	Fall 2021	Fall 2022
Program H.S. Rank Avg.	59.0	49.0	44.3	61.0	87.0	70.0
SMSU Avg.	56.1	54.4	56.7	57.2	60.8	62.3

	Fall 2017	Fall 2018	Fall 2019	Fall 2021	Fall 2022	
Program Avg. GPA	2.35	2.96	2.41	3.22	3.33	
SMSU Avg.	2.68	2.93	3.01	3.02	3.15	3.4

	Fall 2017	Fall 2018	Fall 2019	Fall 2020	Fall 2021	Fall 2022
Program Avg. Credits	17.25	15.67	10.60	12.67	8.67	12.33
SMSU Avg.	14.85	15.15	14.93	15.13	14.49	15.1